




KALITHEA®

Third dimension inside




PRODUCT CATALOGUE 2017


Sit back, relax and take a look at our latest collection of wall systems. Choose the pattern that suits your style the best and enjoy the amazing visual impression every day. All of our products are made of innovative materials that guarantee easy maintenance and a 3D effect, which lasts for years.



p. 6-9 DIAMONDS




p. 10-13 CUBIC



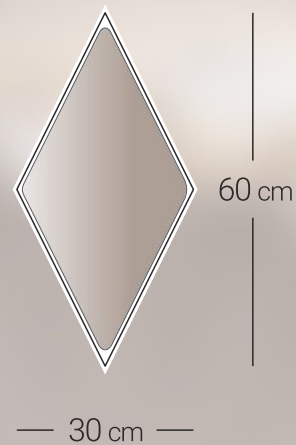
p. 14-17 KITE



p. 18-21 SANDGLASS



p. 22-25 HEXAGON



TIMELESS SOPHISTICATION

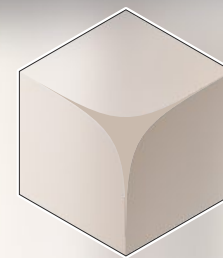

The perfect proportions of a Diamond bring serenity to every interior. Its subtle concavities, when properly illuminated, reveal timeless sophistication.

Diamonds are perfect for decorating your living room, home office and bedroom. Their satin finish has been designed to delight for years.

SURFACE 0,09 m²
THICKNESS 2,1 cm (max)
WEIGHT 0,3 kg



DIAMONDS



33 cm

— 28,6 cm —

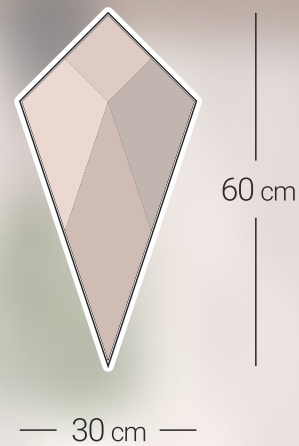

3D WORK OF ART

Replace your flat wall with our three - dimensional work of art built of dozens of cubes. The right illumination brings out Cubic's true depth.

Cubic is ideal for coming up with your own, personalised designs. The Cubics in different colours, can be arranged in original configurations, creating truly unique mosaics.

SURFACE 0,07 m²
THICKNESS 2,4 cm (max)
WEIGHT 0,2 kg






MODERN 3D MESH

Kite is based on a simple idea of two shapes set together inversely. The visual effect consists of polygons arranged in a modern three-dimensional mesh. Each basic area reflects light individually creating outstanding impressions.

SURFACE 0,09 m²
THICKNESS 2,8 cm (max)
WEIGHT 0,4 kg



KITE




60 cm

60 cm

SMOOTHNESS AND HARMONY


Gentle lines of this model complement each other, creating a never-ending subtle pattern. The original structure of Sandglass can easily be brought out by the use of side light (when arranged vertically) or upper light (when arranged horizontally).

SURFACE 0,36 m²
THICKNESS 1,8 cm (max)
WEIGHT 1,2 kg



SANDGLASS

HEXAGON



28,6 cm


33 cm

LET YOUR IMAGINATION RUN WILD

There are two variants available - Flat and Slope.
With a little bit of imagination, you can combine them in any relation,
and color arrangement to achieve stunning and original result.
You don't need to fill the entire wall. Irregularities,
brakes and blank spaces will only add taste to your installation.



HEXAGON
SLOPE



HEXAGON
FLAT

SURFACE 0,07 m²
THICKNESS [HEXAGON SLOPE] 0,6 - 2,4 cm
THICKNESS [HEXAGON FLAT] 0,6 cm
WEIGHT [HEXAGON SLOPE] 0,3 kg
WEIGHT [HEXAGON FLAT] 0,2 kg



HEXAGON



UNLIMITED color possibilities

We deliver our products in any colour
available in RAL and NCS palettes.

FEATURES



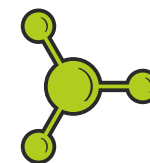
finished product
= DIY



UV resistance
= stable color for years



water resistance
= suitable for bathrooms and kitchens



innovative material
= high durability



lightweight
= low transportation cost
+ easy to fit



lacquer covered surface
= easy maintenance
+ exceptional surface quality



ARCHITECTS

We invite you to cooperate with us.
3D models of our panels are available on
our website in **download** section.



KALITHEA sp. z o.o.

✉ info@kalithea.pl

🌐 www.kalithea.pl

☎ +48 65 521 23 80

📍 ul. Energetyków 2

64-100 Leszno

POLAND

